



TECHNION
Israel Institute
of Technology

TECHNION LIBRARIES
Elyachar Central Library



LIBstick

the future of library label printing

Guy Shahaf

Head of Information Technologies
Elyachar Central Library

August 19



TECHNION
Israel Institute
of Technology

TECHNION LIBRARIES
Elyachar Central Library

13-December-2017



- Introduction..... 5 min
- LIBstick functionality..... 15 min
- Technical overview..... 10 min
- Join us..... 5 min
- Q&A



- 2.5 years Head of library information systems
- Software engineer
- Love programming, technology, traveling and sport





Introduction

The Technion from above



1
center
library

14
faculty
libraries

80
databases



15,000
magazines

12
computer
systems

5
developers

LIBstick - the future of library label printing



Why?

- Manual maintenance of 15 local installations spread around the campus
- Security and permission issues to download and install
- Template alignment between libraries
- Difficulties in text editing
- A handful support tickets from library non technical staff





Usability

Efficiency

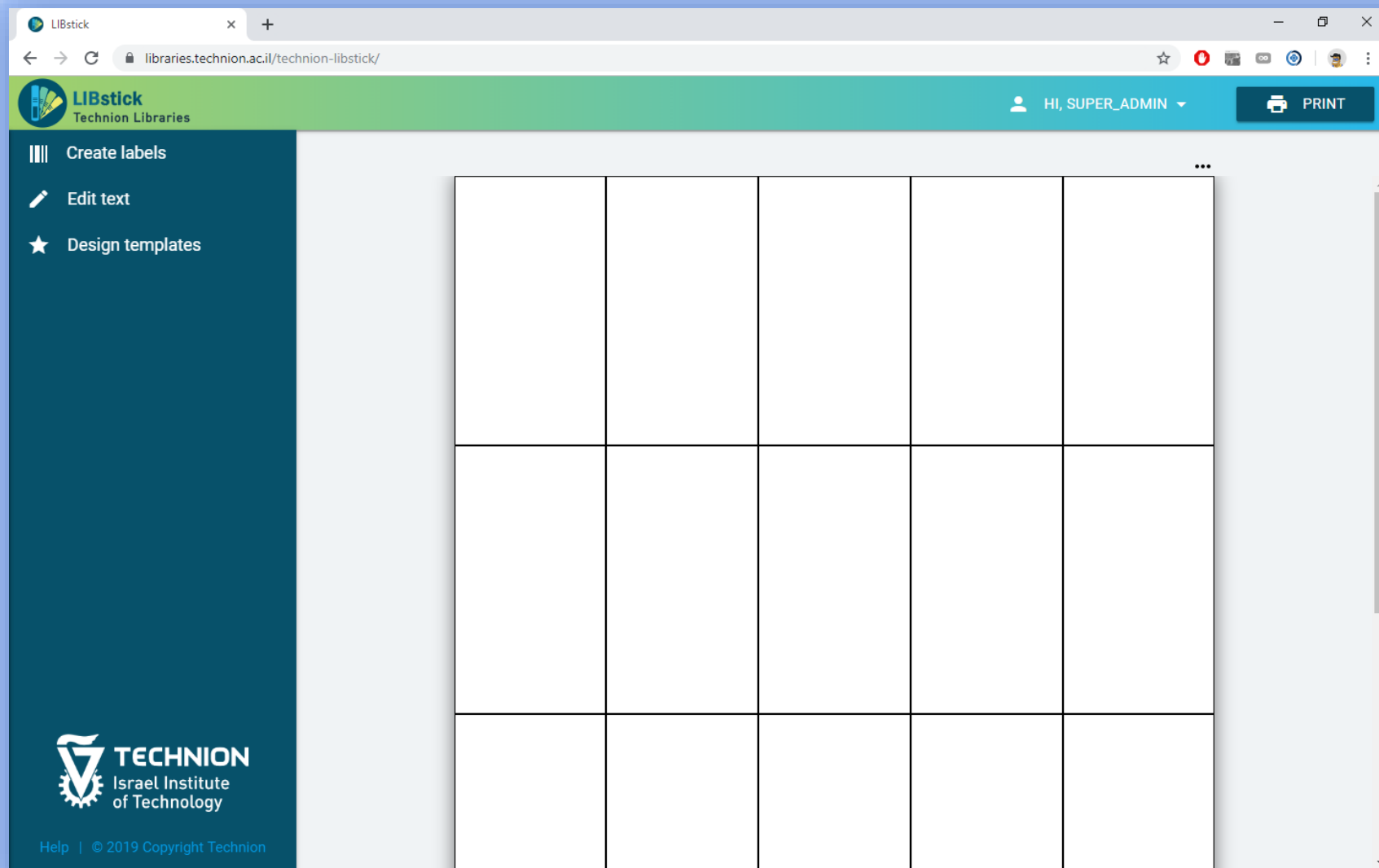


- Introduction..... 5 min
- LIBstick functionality..... 15 min
- Technical overview..... 10 min
- Join us..... 5 min
- Q&A



- SaaS label printing service for libraries
- Fully integrated with Alma and Aleph
(coming soon)
- Powerful design options to create multiple templates in different sizes
- Support all printers





The screenshot displays the LIBstick web application interface. At the top, the browser address bar shows the URL `libraries.technion.ac.il/technion-libstick/`. The page header includes the LIBstick logo, the text "Technion Libraries", a user profile indicator for "HI, SUPER_ADMIN", and a "PRINT" button. A dark teal sidebar on the left contains three menu items: "Create labels" (with a vertical bar icon), "Edit text" (with a pencil icon), and "Design templates" (with a star icon). The main content area features a large, empty grid of 15 cells (3 rows by 5 columns) for creating labels. The Technion logo and "© 2019 Copyright Technion" are visible in the bottom left corner of the page.

Manager



Designer



Maker



- Manage users
- Alma API KEYS
- Google analytics code

Manager



- Manage templates
 - Papers
 - Fonts
 - Images
 - Design

Designer



Back To LIBstick Howdy, TECHNION MANAGER

Media
Paper Types Screen Options

All Paper Types Search Paper Types

Add New

Users

LIBstick

Collapse menu

Paper Types Add New

All (5) | Mine (1) | Published (5)

Bulk Actions 5 items

Apply All dates Filter

<input type="checkbox"/> Title	Date
<input type="checkbox"/> DEMO 5*4	Published 2019/08/13
<input type="checkbox"/> A4 7*6	Published 2019/07/21
<input type="checkbox"/> Math A4 3*11	Published 2019/07/21
<input type="checkbox"/> MEC A4 12*3	Published 2019/07/21
<input type="checkbox"/> CEN-Bind 24*1	Published 2019/07/21
<input type="checkbox"/> Title	Date


Bulk Actions 5 items

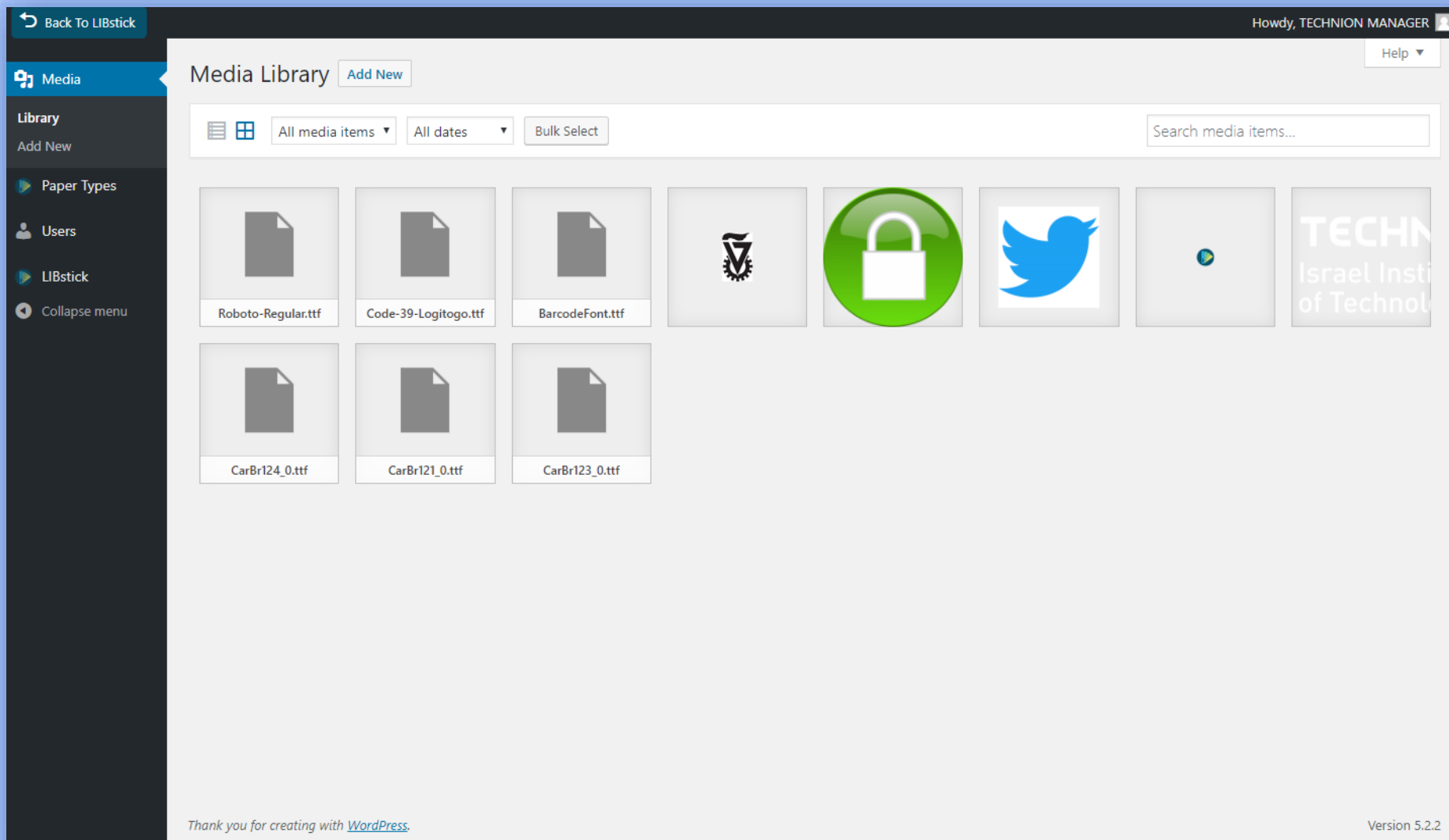
Apply

Thank you for creating with [WordPress](#).


Version 5.2.2

Designer





The screenshot shows the LIBstick Media Library interface. At the top left, there is a "Back To LIBstick" button. The main header area includes "Media Library" with an "Add New" button, a "Help" dropdown, and a search bar labeled "Search media items...". Below the header, there are filters for "All media items" and "All dates", along with a "Bulk Select" button. The main content area displays a grid of media items, including font files (Roboto-Regular.ttf, Code-39-Logitogo.ttf, BarcodeFont.ttf, CarBr124_0.ttf, CarBr121_0.ttf, CarBr123_0.ttf), the Technion logo, a green padlock icon, the Twitter logo, and a play button icon. A footer at the bottom left says "Thank you for creating with [WordPress](#)" and the bottom right shows "Version 5.2.2".



Home > Edit template: ✕
default > Field: mms_id

Choose field type
Alma ▼

Choose Source
mms_id ▼

Choose font
Times ▼

Choose text size
12px ▼

Choose text align
Center ▼

Bold Off On

Italic Off On


Underline Off On

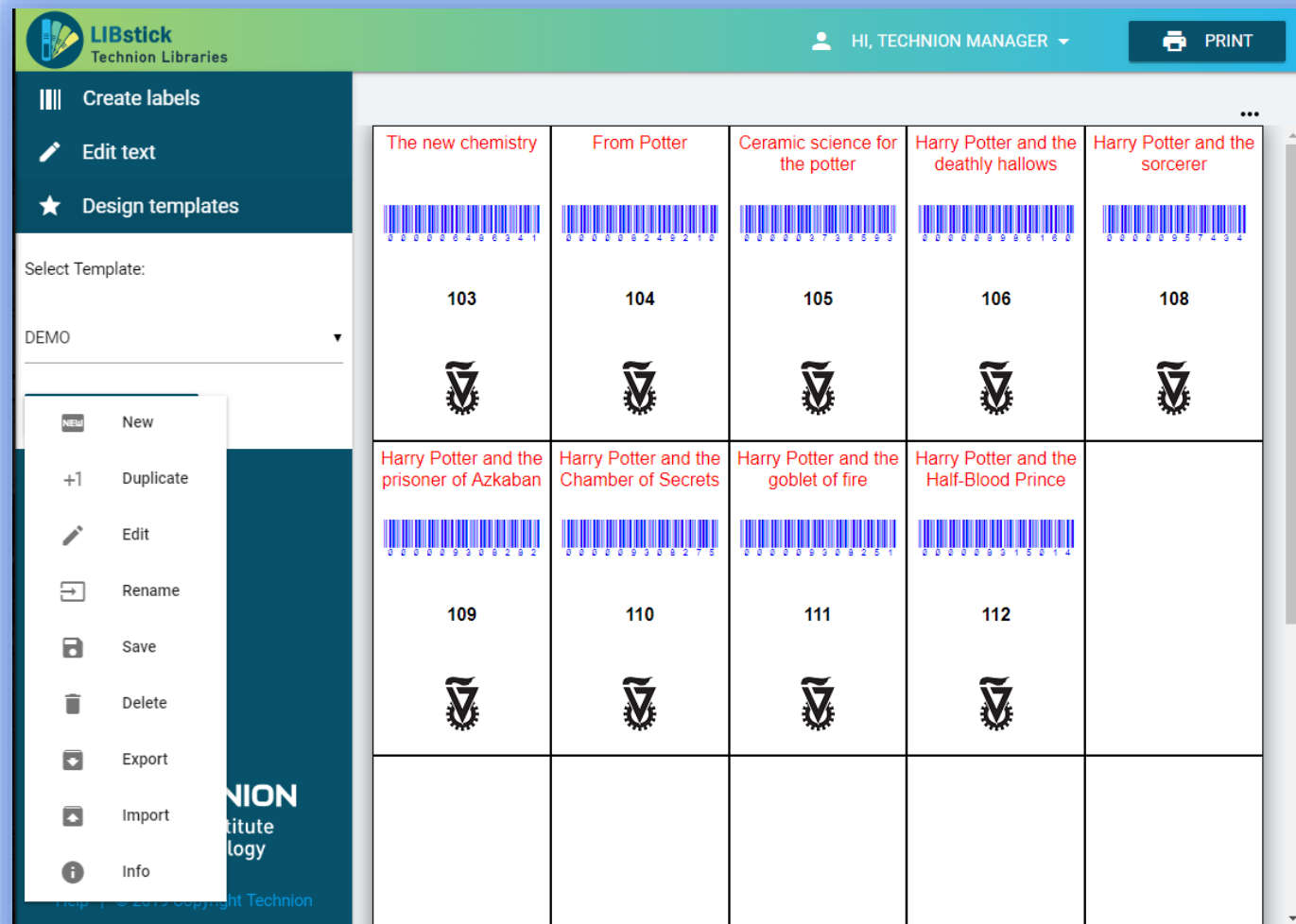
Choose text color
#FF0000

Margins

Top	Left
0px	0px
Bottom	Right
0px	0px

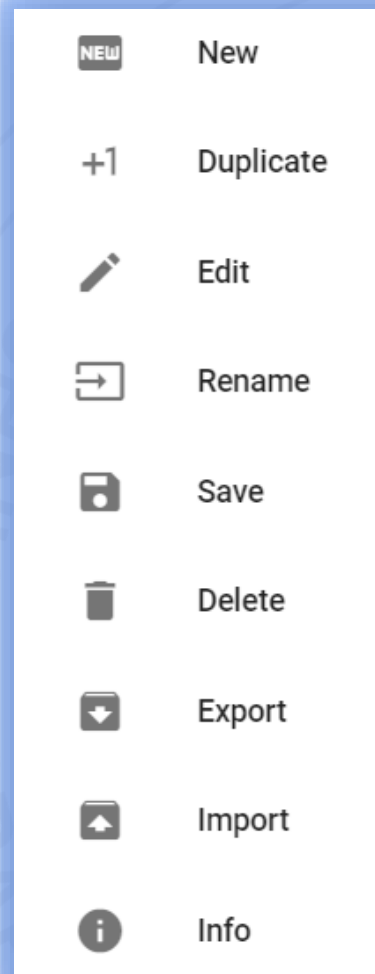
Regex filter (advanced)






The screenshot shows the LIBstick interface with a grid of library labels. The top bar includes the LIBstick logo, user information 'HI, TECHNION MANAGER', and a 'PRINT' button. The left sidebar contains options: 'Create labels', 'Edit text', and 'Design templates'. Below these is a 'Select Template:' dropdown menu currently set to 'DEMO'. A context menu is open over the sidebar, listing actions: New, Duplicate, Edit, Rename, Save, Delete, Export, Import, and Info. The main grid displays a 2x5 grid of labels. Each label features a title, a barcode, a number, and the Technion logo.

The new chemistry 103	From Potter 104	Ceramic science for the potter 105	Harry Potter and the deathly hallows 106	Harry Potter and the sorcerer 108
Harry Potter and the prisoner of Azkaban 109	Harry Potter and the Chamber of Secrets 110	Harry Potter and the goblet of fire 111	Harry Potter and the Half-Blood Prince 112	




A vertical menu of actions for the LIBstick interface, each with a corresponding icon:

- New
- +1 Duplicate
- Edit
- Rename
- Save
- Delete
- Export
- Import
- Info



Designer

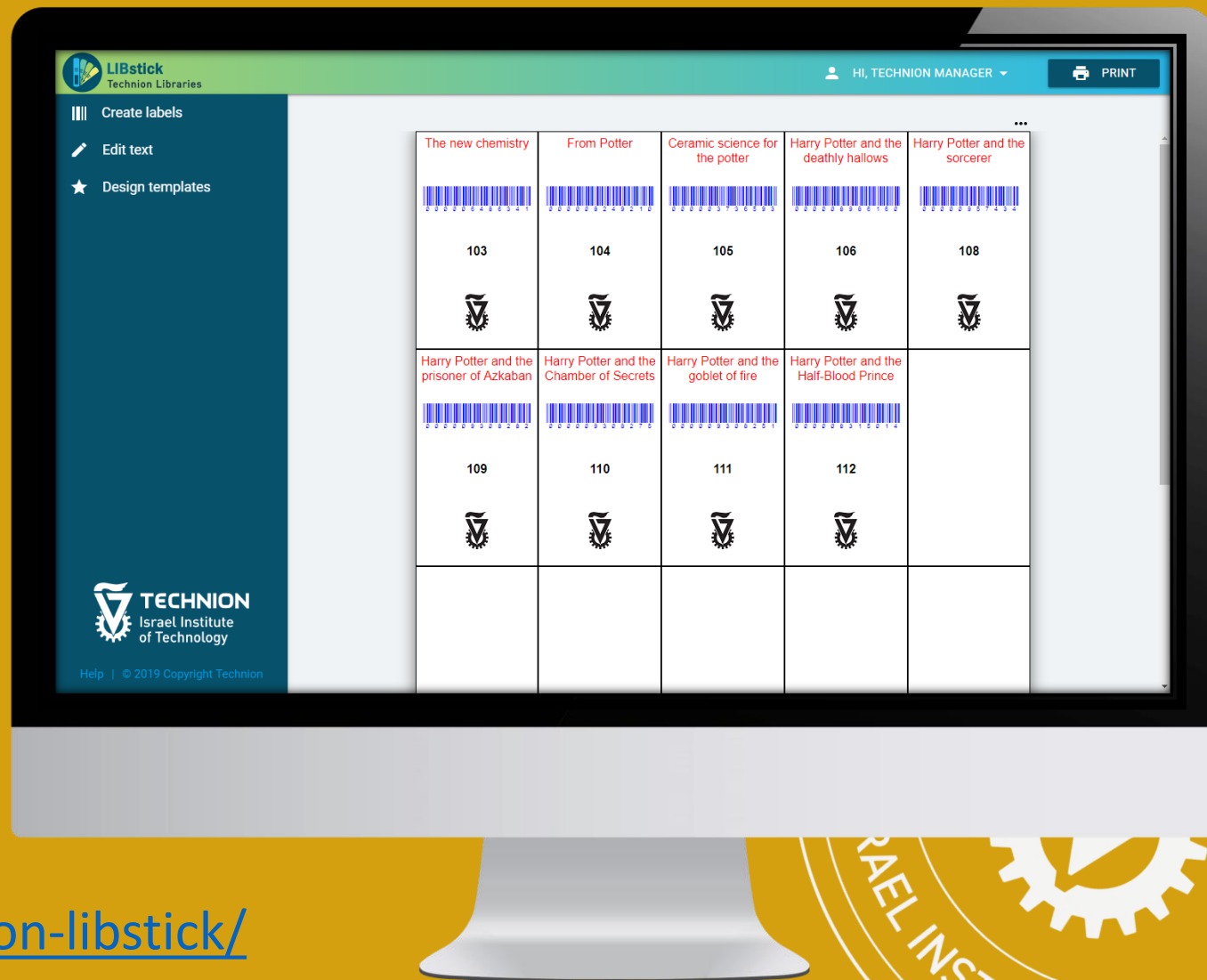


- Create, edit and print
 - Scan barcode
 - Import sets
 - Generate manually

Maker



Live demo





TECHNION Israel Institute of Technology | LIBstick Technion Libraries | HI, SUPER_ADMIN | PRINT

Create labels

Barcode: 000006486341

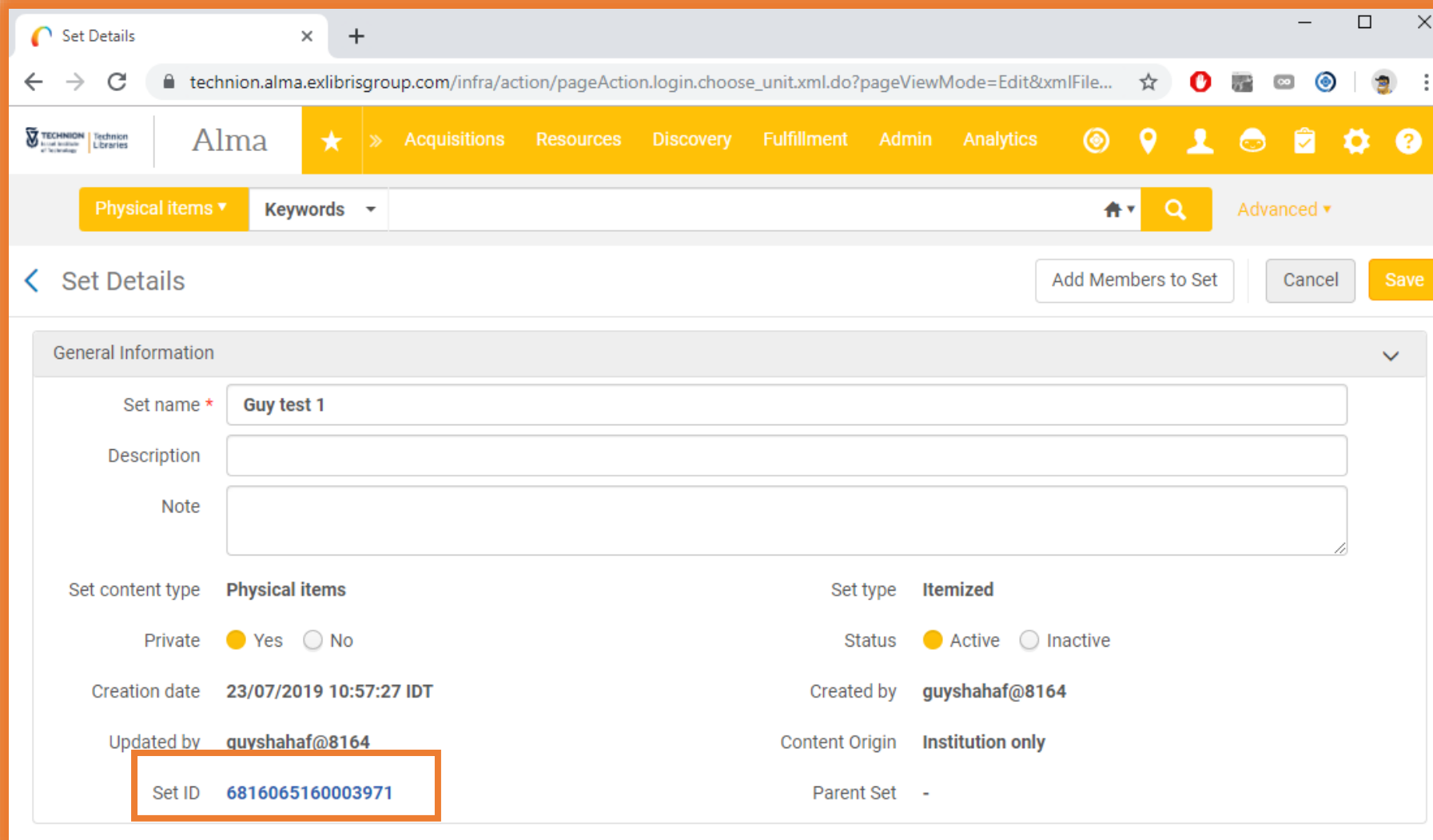
LOAD SET | ADD ➤

Edit text | Design templates

The new chemistry  283 				

TECHNION Israel Institute of Technology | Help | © 2019 Copyright Technion





Set Details

technion.alma.exlibrisgroup.com/infra/action/pageAction.login.choose_unit.xml.do?pageViewMode=Edit&xmlFile...

Alma

Physical items Keywords

Advanced

Set Details Add Members to Set Cancel Save

General Information

Set name * **Guy test 1**

Description

Note

Set content type **Physical items** Set type **Itemized**

Private Yes No Status Active Inactive

Creation date **23/07/2019 10:57:27 IDT** Created by **guyshahaf@8164**

Updated by **guyshahaf@8164** Content Origin **Institution only**

Set ID **6816065160003971** Parent Set -

Maker



Direct import from Alma
to LIBstick with:

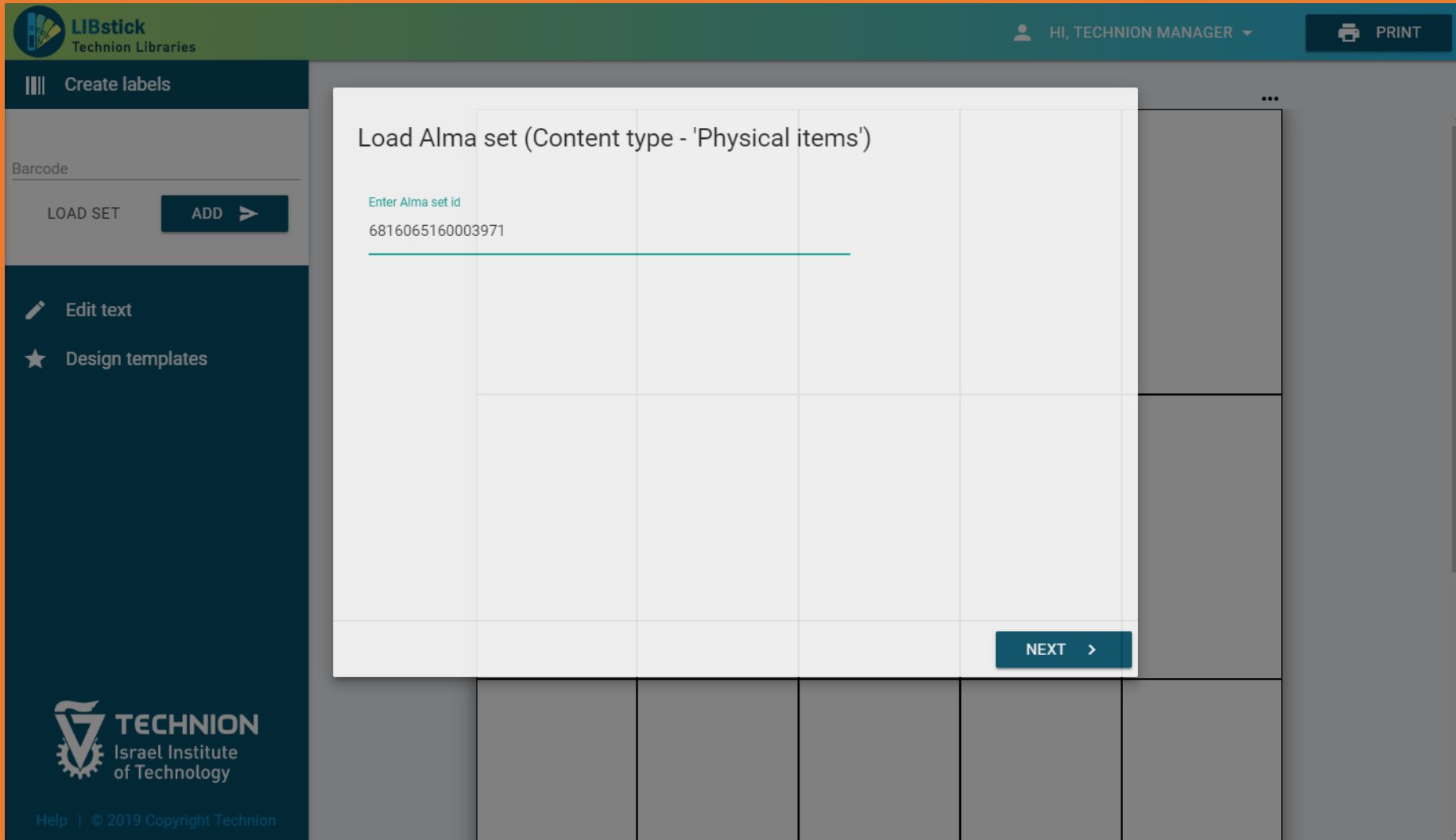


Available in:



Maker






The screenshot shows the LIBstick interface with a modal dialog box titled "Load Alma set (Content type - 'Physical items')". The dialog contains a text input field with the placeholder "Enter Alma set id" and the value "6816065160003971". A "NEXT >" button is located at the bottom right of the dialog. The background interface includes a sidebar with "Create labels", "Barcode", "LOAD SET", "ADD >", "Edit text", and "Design templates". The top right of the interface shows the user "HI, TECHNION MANAGER" and a "PRINT" button. The Technion logo and "© 2019 Copyright Technion" are visible at the bottom left.

Maker



















 LIBstick
Technion Libraries
HI, TECHNION MANAGER ▾
PRINT

☰ Create labels
✎ Edit text

title
From Potter's field /


barcode
000008249210

CLOSE ➔
UPDATE

<p style="color: red; font-size: small;">The new chemistry</p>  <p style="font-size: small;">0 0 0 0 0 6 4 8 6 3 4 1</p> <p style="font-weight: bold; font-size: small;">103</p> 	<p style="color: red; font-size: small;">From Potter</p>  <p style="font-size: small;">0 0 0 0 0 8 2 4 9 2 1 0</p> <p style="font-weight: bold; font-size: small;">104</p> 	<p style="color: red; font-size: small;">Ceramic science for the potter</p>  <p style="font-size: small;">0 0 0 0 0 3 7 3 6 5 9 3</p> <p style="font-weight: bold; font-size: small;">105</p> 	<p style="color: red; font-size: small;">Harry Potter and the deathly hallows</p>  <p style="font-size: small;">0 0 0 0 0 5 9 5 6 1 6 8</p> <p style="font-weight: bold; font-size: small;">106</p> 
<p style="color: red; font-size: small;">Harry Potter and the prisoner of Azkaban</p>  <p style="font-size: small;">0 0 0 0 0 9 3 0 8 2 6 2</p> <p style="font-weight: bold; font-size: small;">109</p> 	<p style="color: red; font-size: small;">Harry Potter and the Chamber of Secrets</p>  <p style="font-size: small;">0 0 0 0 0 9 3 0 8 2 7 5</p> <p style="font-weight: bold; font-size: small;">110</p> 	<p style="color: red; font-size: small;">Harry Potter and the goblet of fire</p>  <p style="font-size: small;">0 0 0 0 0 9 3 0 6 2 5 1</p> <p style="font-weight: bold; font-size: small;">111</p> 	<p style="color: red; font-size: small;">Harry Potter and the Half-Blood Prince</p>  <p style="font-size: small;">0 0 0 0 0 8 3 1 5 0 1 4</p> <p style="font-weight: bold; font-size: small;">112</p> 

☰ Clear board
📁 Save board
📁 Load board

★ Design templates



TECHNION
Israel Institute
of Technology

Help | © 2019 Copyright Technion



- Introduction..... 5 min
- LIBstick functionality..... 15 min
- Technical overview..... 10 min
- Join us..... 5 min
- Q&A



Software as a service

- Part of the move to cloud trend
- Centrally hosted
- Accessed via a web browser

Security

- Secured domain - HTTPS
- Trusted hosting

Single page application

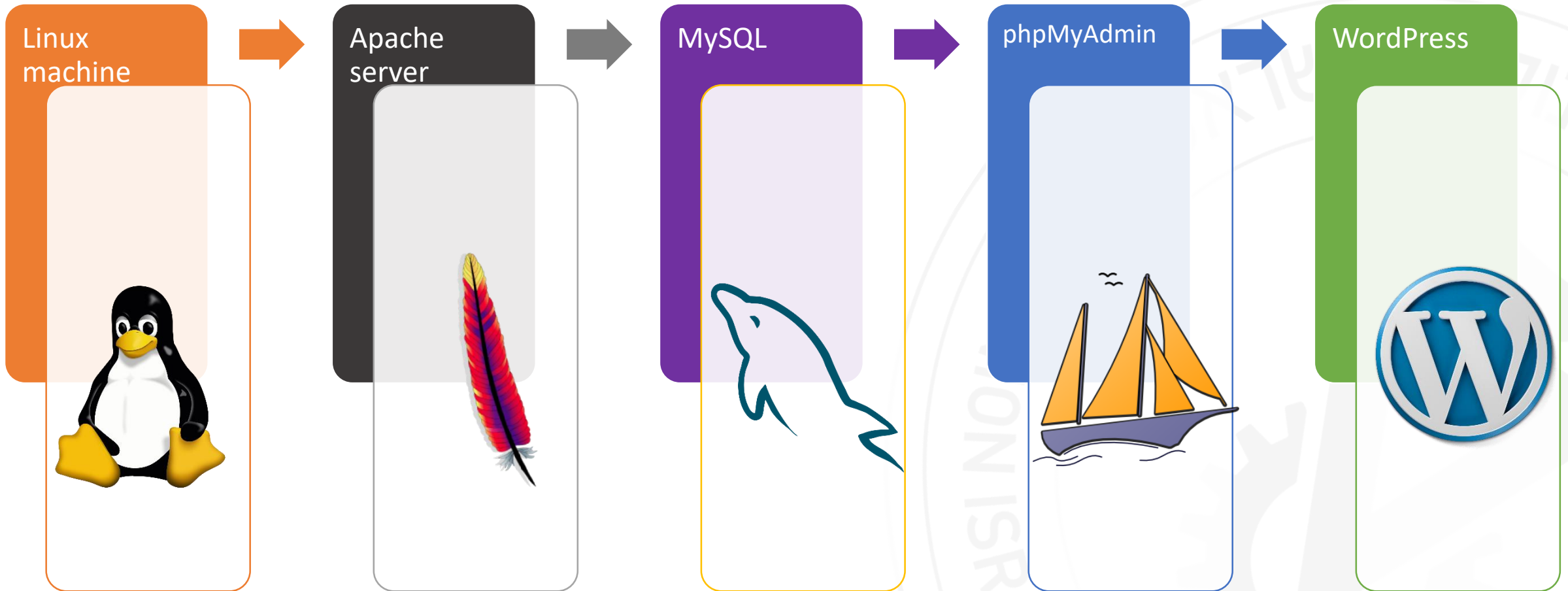
- Dynamically rewriting the current page
- Improved user experience

Model view controller

- Architectural pattern for user interfaces
- Divides an application into three parts


Material Design

- Design language developed by Google
- Expanding on the "card" motifs



HTML

- Constant content
- Most HTML generated dynamically



CSS

- Materialize
- Custom classes
- Most complex and time consuming



JavaScript

- Object oriented
- jQuery library



AJAX

- Asynchronous JavaScript and XML
- Communicate with the server



- Alma exposes an impressive set of REST APIs

- Integration input:
 - Region
 - APIKEY – read only



- Introduction..... 5 min
- LIBstick functionality..... 15 min
- Technical overview..... 10 min
- Join us..... 5 min
- Q&A



- User friendly
- Simple
- Customizable
- Automatic

The Technion library will charge for:

- Support for institutes
- Periodically updates
- Keep LIBstick service alive




<https://libraries.technion.ac.il/libstick>



libstick@technion.ac.il



LIBstick



- Introduction..... 5 min
- LIBstick functionality..... 15 min
- Technical overview..... 10 min
- Join us..... 5 min
- Q&A





משתמשי אקס ליבריס - ישראל
Ex Libris Users Group - Israel



Thank You
for your attention

<https://pixabay.com/>

Icons made by [Freepik](https://www.flaticon.com) from www.flaticon.com is licensed by [CC 3.0 BY](https://creativecommons.org/licenses/by/3.0/)



TECHNION
Israel Institute
of Technology

TECHNION LIBRARIES
Elyachar Central Library